



# Demand Justice

June 2026

# Survey Methodology

---

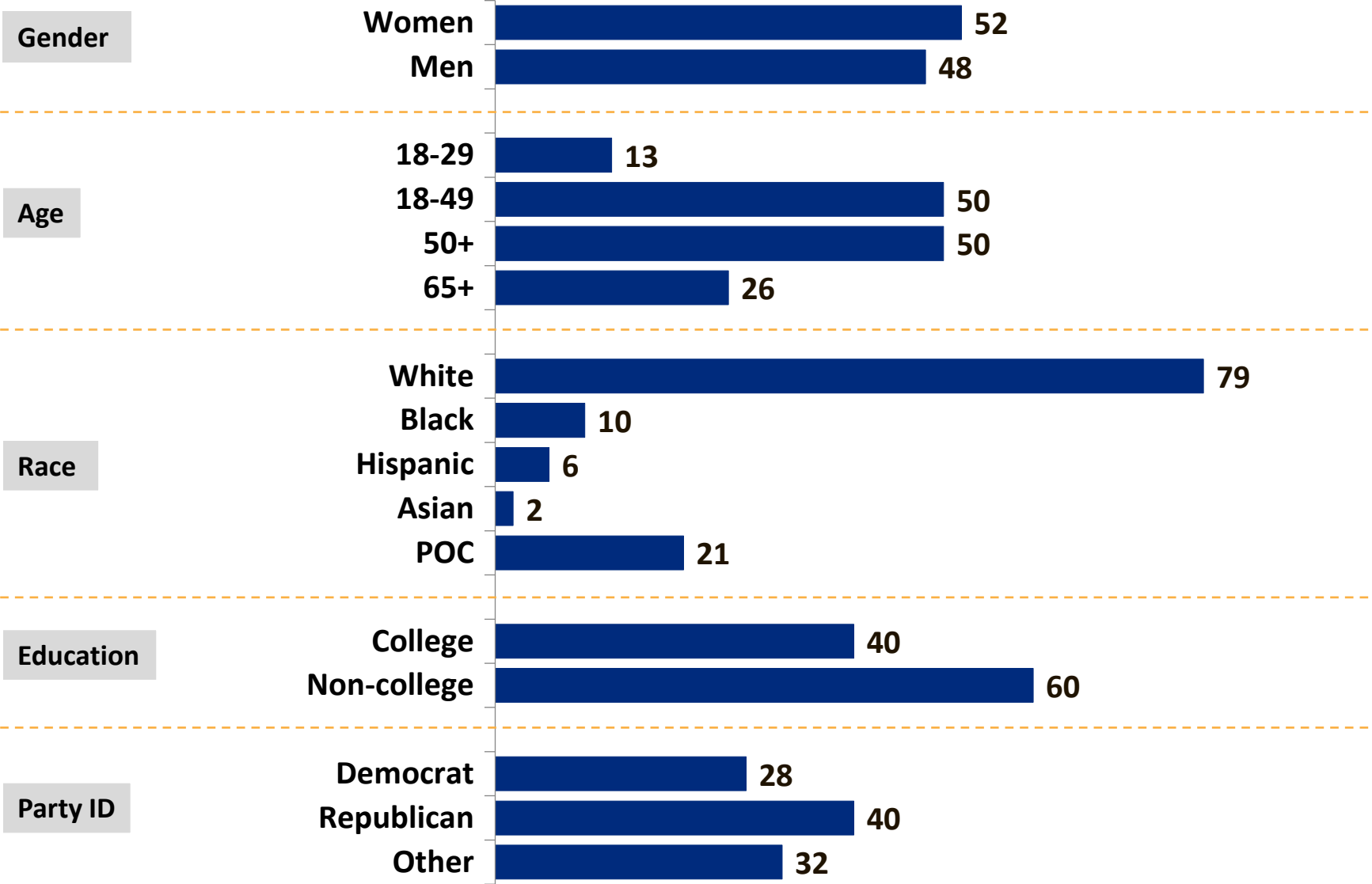
GQR conducted a 20-minute mixed mode survey among 1800 registered voters in Alaska, Iowa, Georgia, Maine, Michigan, New Hampshire, North Carolina, Texas, and Ohio from May 13–24, 2026. Online respondents made up 41 percent of respondents, text-to-web made up the other 59 percent. Respondents were found through voter file sample.

The data are subject to a margin of error of +/- 2.31 percentage points overall at the 95 percent confidence interval; the margin of error is higher among subgroups and online respondents. The margin of error for each state is +/- 6.93.

The data are statistically weighted to ensure the sample's regional, age, and gender composition reflects that of registered 2026 voters in Alaska, Iowa, Georgia, Maine, Michigan, New Hampshire, North Carolina, Texas, and Ohio.

In this report, results are expressed as percentages unless otherwise noted. Results may not add to 100% due to rounding or multiple responses. Net results cited in the text may not exactly match individual results shown in the charts due to rounding.

# Senate Battleground Demographics





insights & action

# Political Environment

---

# Political Environment

---

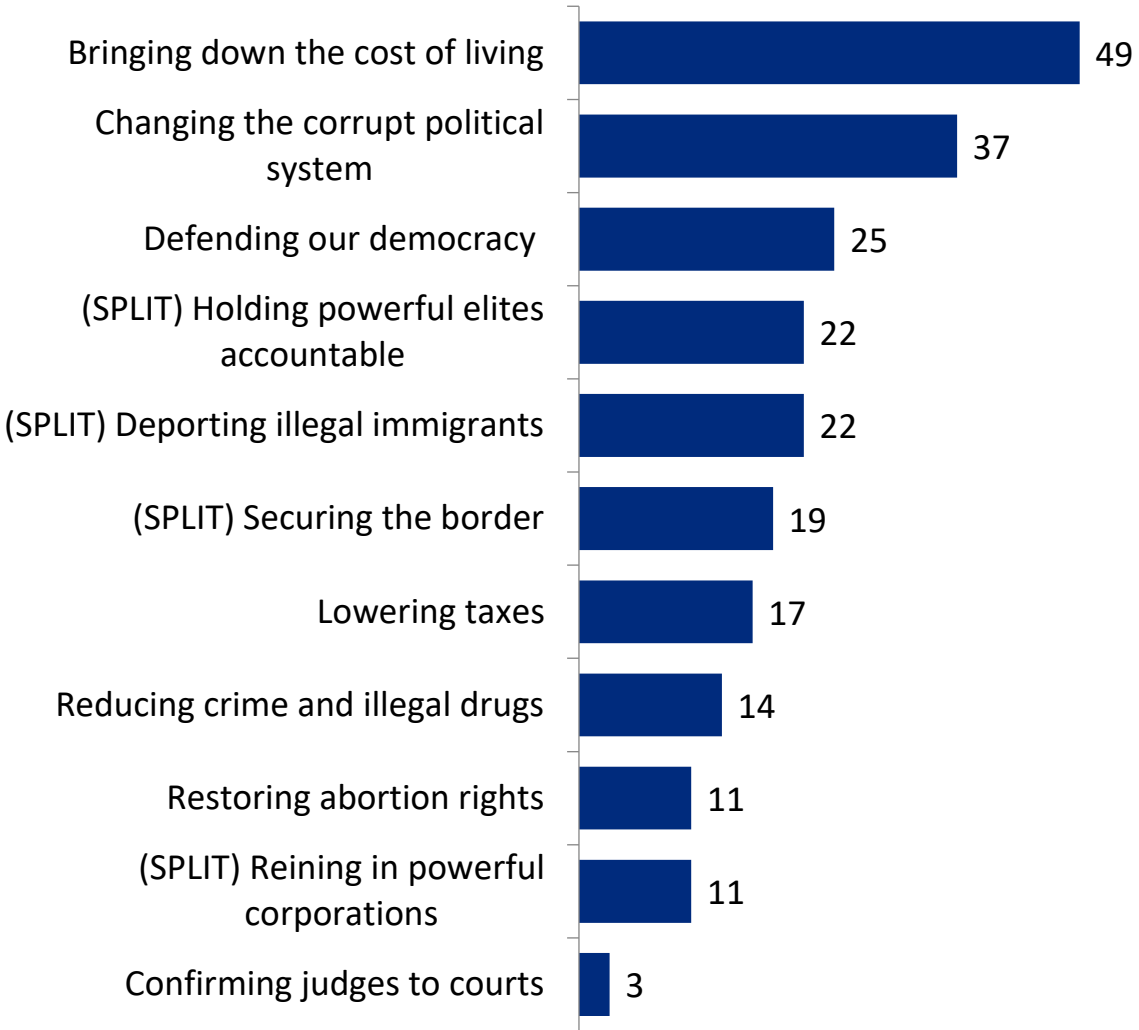
Cost of living (49 percent) leads all issues by a wide margin. Changing the corrupt political system (37 percent) is a notable second — rising significantly above traditional issues like immigration, taxes, and crime. Courts rank last (3 percent), confirming that judicial nominations do not organically drive vote choice.

Both parties are equally unpopular. Trump (41 percent favorable – 57 percent unfavorable), Biden (38 percent favorable – 60 percent unfavorable), Democrats in Congress (38 percent favorable – 60 percent unfavorable), and Republicans in Congress (38 percent favorable – 60 percent unfavorable) all post net-negative favorability in the -16 to -22 range. AOC is the relative bright spot at -4 net favorability, suggesting economic populism has more traction than either party brand.

The political environment rewards anti-establishment framing. "Changing the corrupt system" as the second-highest voting issue creates a natural bridge from the corruption of the judiciary by Trump loyalists and billionaire donors

# Cost of living still top concern, but corruption rising

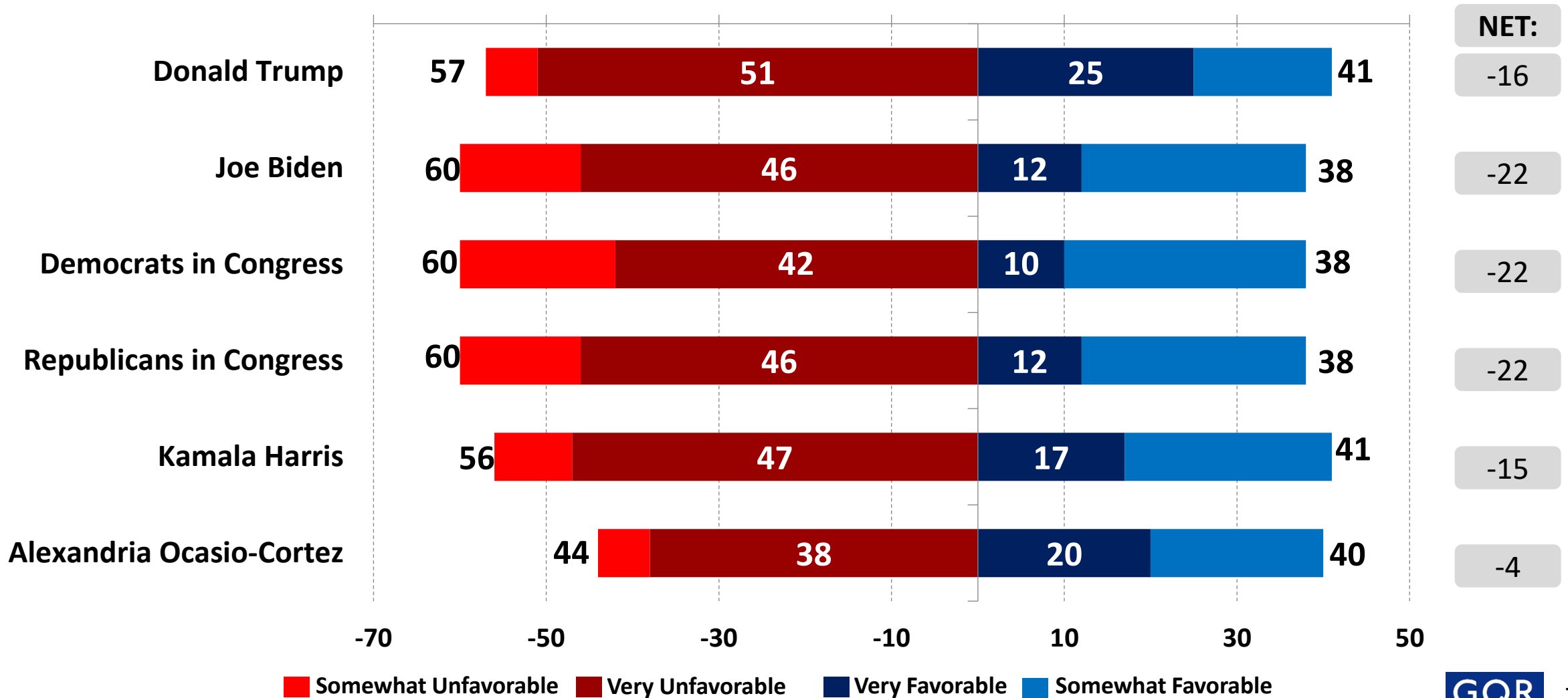
Now I am going to read you a list of issues that some people have said are important to them when deciding who to vote for in November's Senate election in (STATE). After I read the list, please tell me which TWO issues are most important to you as you decide who to vote for in the Senate election.



	Dem	Ind	MAGA	Non-MAGA	High Propensity	Low Propensity
	Cost of living	Cost of living	Deport immigrants	Cost of living	Cost of living	Cost of living
	Changing corrupt system	Changing corrupt system	Securing the border	Changing corrupt system	Changing corrupt system	Holding elites accountable
	Defending democracy	Holding elites responsible	Cost of living	Securing the border	Defending democracy	Changing corrupt system
	Holding elites responsible	Defending democracy	Changing corrupt system	Lowering taxes	Deport immigrants	Lowering taxes
	Restoring abortion rights	Securing the border	Lowering taxes	Reducing crime & drugs	Holding elites accountable	Reducing crime & drugs

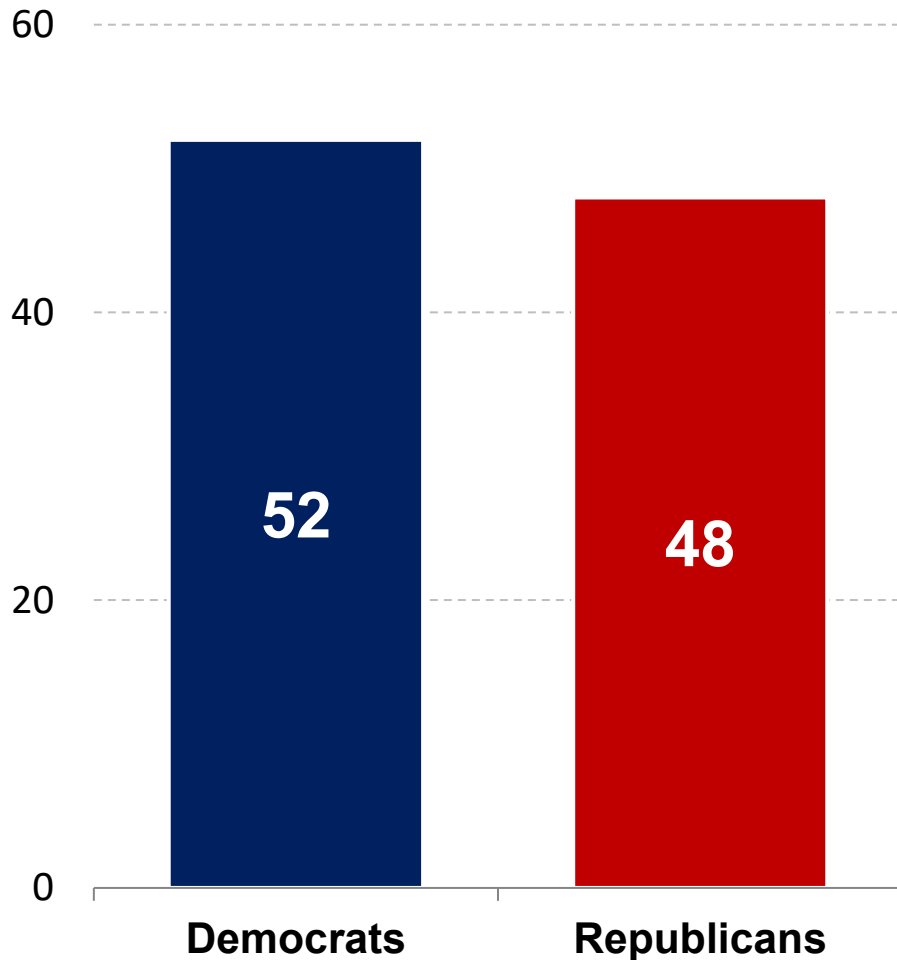
# Both parties equally unpopular

Please rate your feelings toward each of the people, terms and organizations below. If you have no opinion or have never heard of that person, term or organization, please check that box rather than looking them up.



# Generic ballot leans Democrat, outperforming partisanship

Thinking about the election for U.S. Senate in (STATE) this November, if the election for Senate were held today, for whom would you vote: the Democratic candidate or the Republican candidate?



Dem-Rep (Net)	Initial vote	Party ID w/ Leaners
Alaska	43 – 56 (-13)	33 – 54 (-21)
Georgia	51 – 49 (+2)	44 – 48 (-4)
Iowa	51 – 49 (+2)	37 – 46 (-9)
Maine	56 – 43 (+13)	50 – 39 (+11)
Michigan	54 – 46 (+8)	46 – 45 (+1)
New Hampshire	57 – 43 (+14)	45 – 43 (+2)
North Carolina	54 – 45 (+9)	41 – 43 (-2)
Ohio	53 – 47 (+6)	41 – 48 (-7)
Texas	46 – 54 (-8)	42 – 48 (-6)



insights & action

# Big Steal

---

# The Big Steal

---

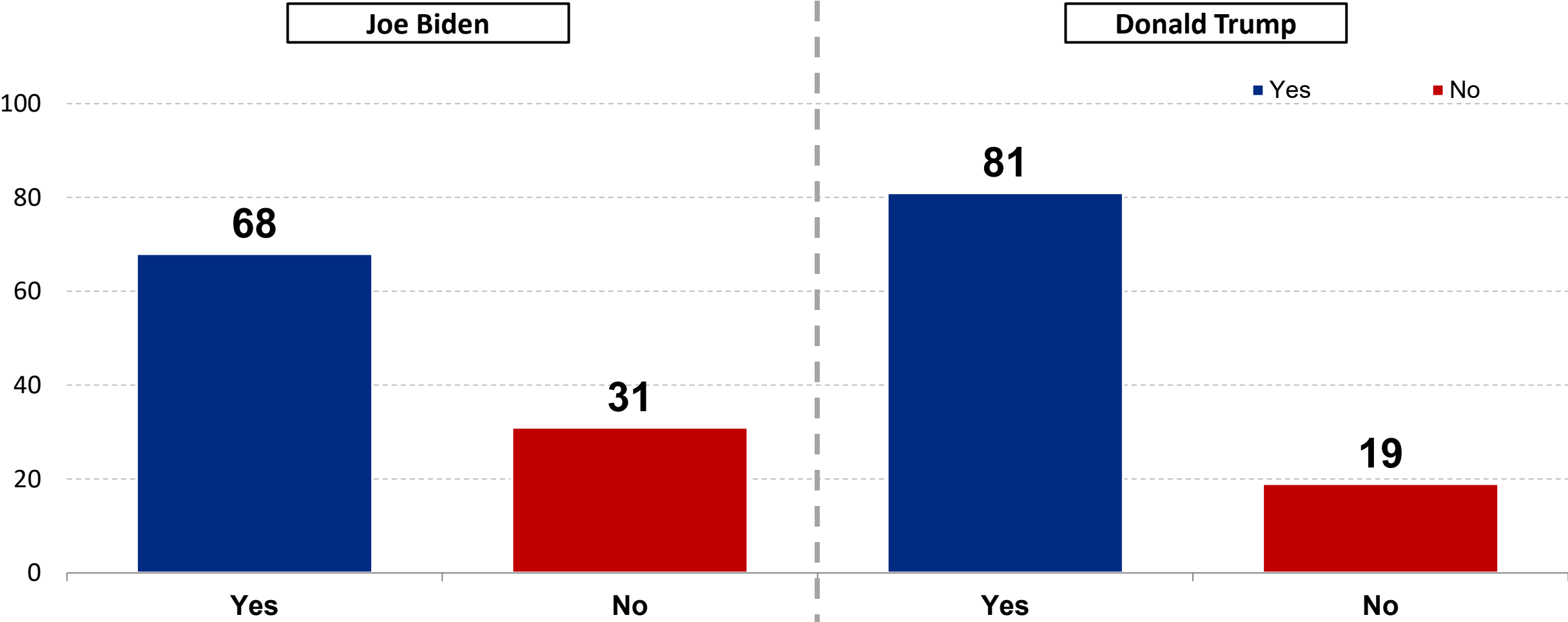
Sixty-eight percent accept Biden's 2020 win as legitimate; 31 percent do not. Trump's 2024 win is accepted by 81 percent. The partisan gap is stark: MAGA Republicans reject Biden's win 74–25, while non-MAGA Republicans accept it 67–33 — a meaningful fracture inside the GOP.

January 6th is deeply toxic regardless of how participants are labeled. Both "protestors" (-46 net) and "rioters" (-51 net) rate poorly overall, with non-MAGA Republicans viewing both negatively (-44 and -52 respectively). Trump's pardons are opposed 62–38, with independents disapproving 66–32.

The 2020 election and January 6th are not standalone issues — they are most powerful as evidence of Trump's demand for personal loyalty over constitutional fidelity. Voters who aren't committed partisans don't need to relitigate these events; they need to understand what it means that a Supreme Court nominee won't acknowledge them.

# Nearly a third think Biden did not legitimately win, lower for Trump

From what you know, did President Biden/Trump legitimately win the presidential election in 2020/2024?



# Strong majority of MAGA Republicans think Biden did not win

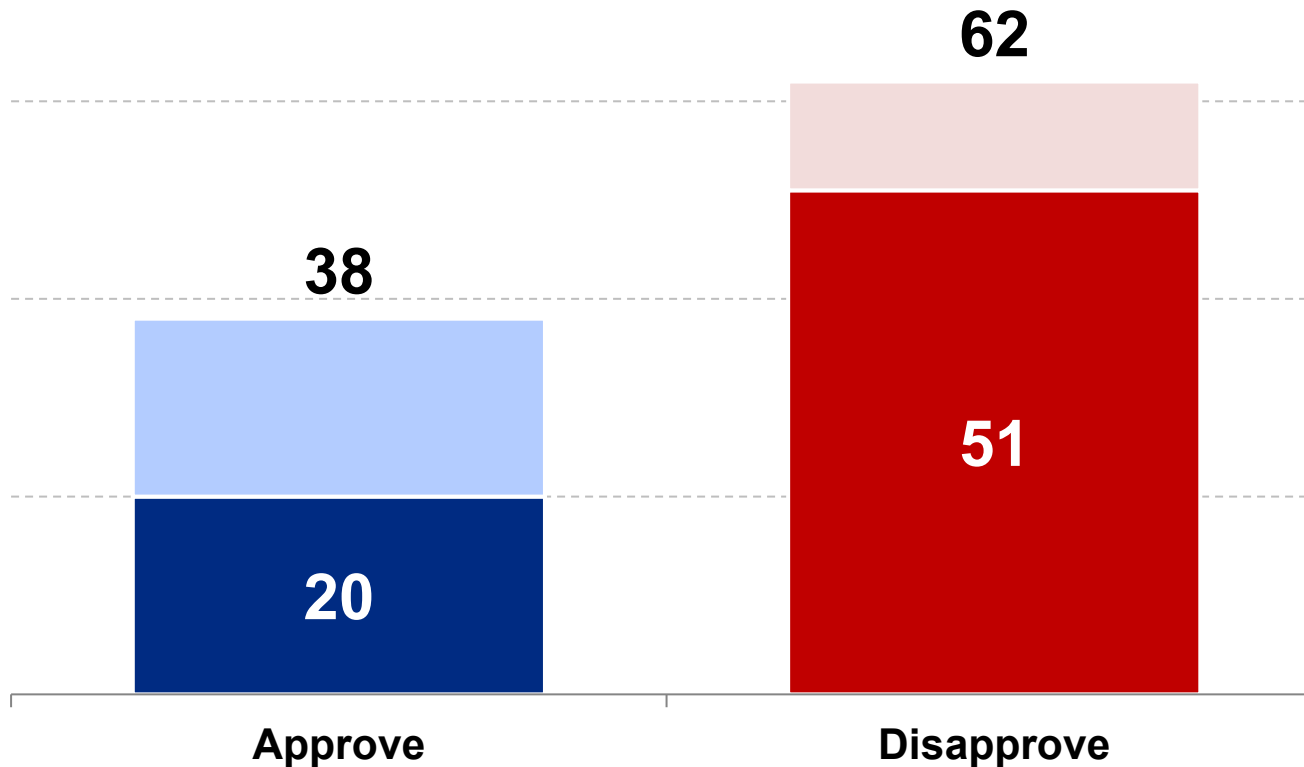
From what you know, did President Biden/Trump legitimately win the presidential election in 2020/2024?

Yes – No (Net)	Dem	Ind	MAGA	Non-MAGA	High Propensity	Low Propensity
<b>Biden 2020</b>	96 – 4 (+92)	75 – 23 (+52)	24 – 74 (-50)	67 – 33 (+34)	68 – 31 (+37)	65 – 35 (+30)
<b>Trump 2024</b>	66 – 34 (+32)	74 – 25 (+49)	99 – 1 (+98)	92 – 8 (+84)	82 – 18 (+64)	75 – 25 (+50)

# Pardons extremely unpopular with all but Republicans

Do you approve or disapprove of President Trump's decision to pardon and release all January 6th protestors who were convicted of crimes?

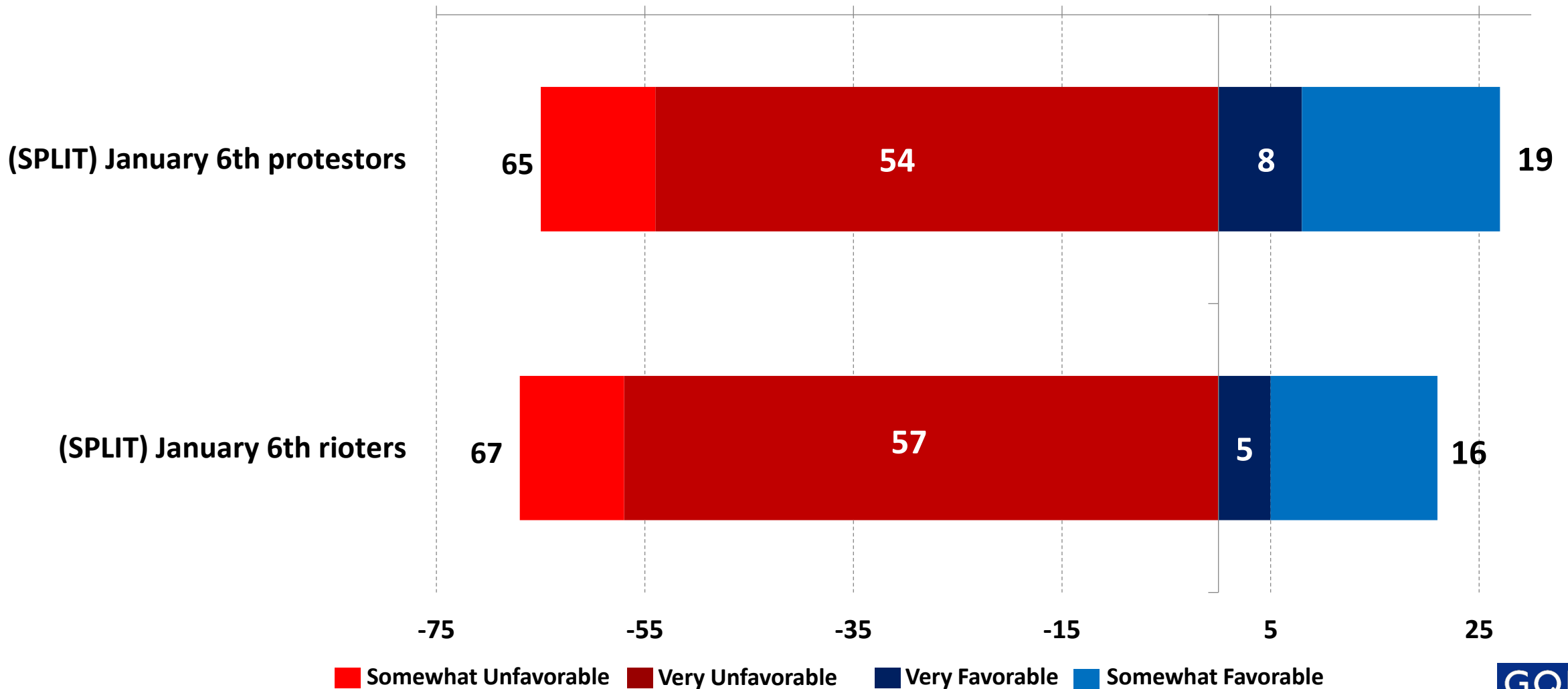
January 6<sup>th</sup> Pardons



Approve-Disapprove	Percentage
Democrat	3 – 97
Independent	29 – 71
Republican – MAGA	87 – 13
Republican – Non-MAGA	49 – 51
High Propensity Voter	38 – 62
Low Propensity Voter	43 – 56

# January 6<sup>th</sup> toxic regardless of label

Please rate your feelings toward each of the people, terms and organizations below. If you have no opinion or have never heard of that person, term or organization, please check that box rather than looking them up



# Loyalty to Trump 2020, election denial, January 6 disqualifying

Would you consider the following positions to be disqualifying or not disqualifying for a potential Supreme Court justice?

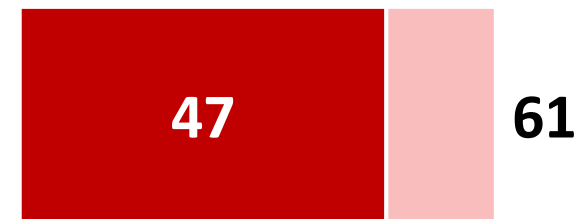
■ Strong disqualifying

■ Somewhat disqualifying

A nominee whose main qualification is that they are loyal to Donald Trump



A nominee who refuses to say that Donald Trump lost the 2020 election



A nominee who refuses to say that January 6th was an attack on the Capitol

